GARDEN SPOT FIRE RESCUE

COLORING BOOK



Dedicated to all Firefighters, wherever they serve.



Illustrated by Gale Horner

Compliments of

Garden Spot Fire Rescue


ENG. 3
GSFR

Station 1



GARDEN SPOT FIRE RESCUE

Station 2



Station 3



Kitchen Cautions

Keep ignitable items away from the stove.

Turn pot handles inward.

Don't leave cooking food unattended.



Teach children to keep away from the stove and oven when in use.

Don't use water on a grease fire.

If the fire is in a pot, cover the pot with a metal lid.



Sprinkle baking soda on a small grease fire.

As a last resort, use a Class B Dry Chemical Fire Extinguisher.



Can you find some fire hazards in the picture?

Follow the electric cords to find the hazards.

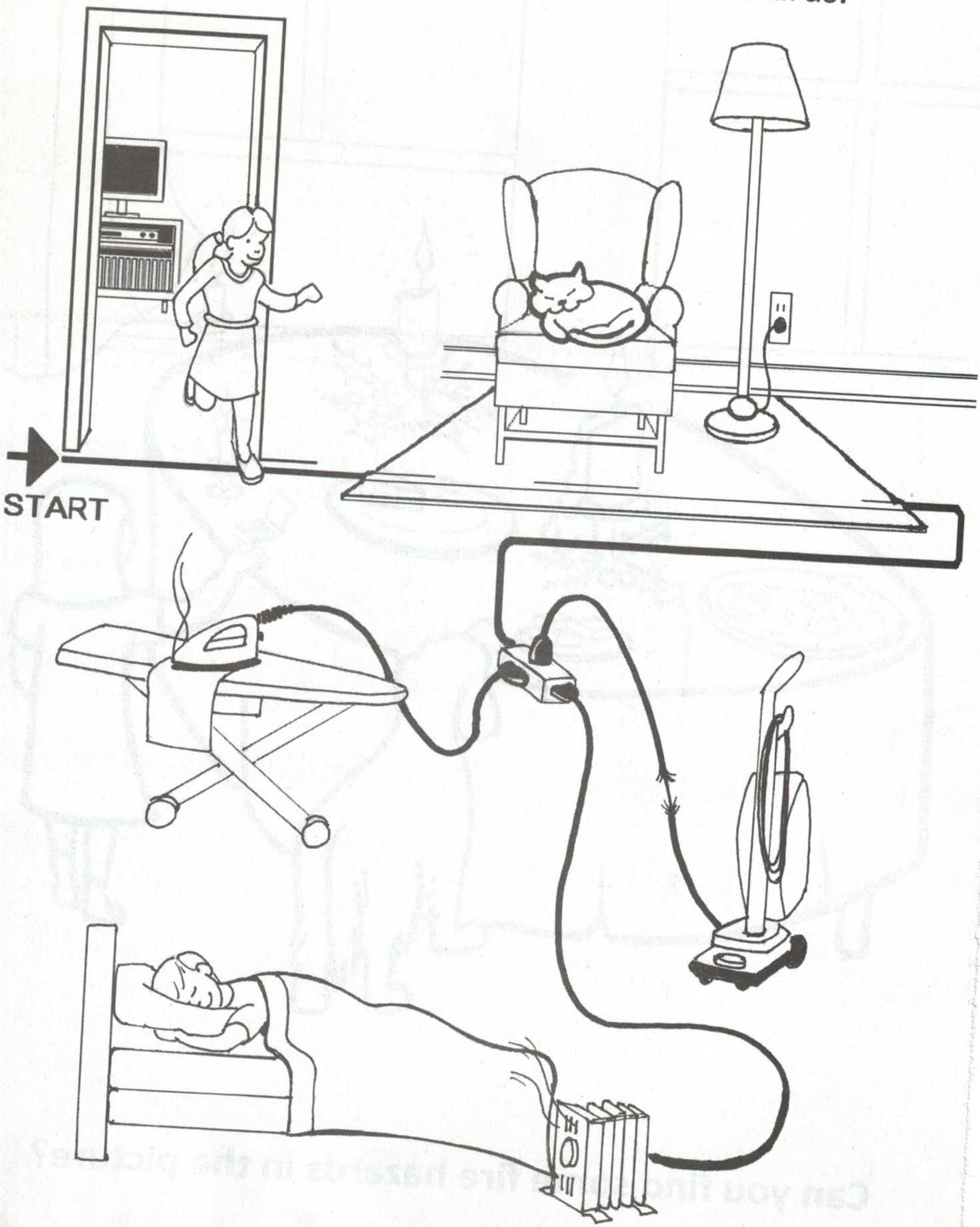



Clean lint from the clothes dryer.



Make sure to put out your campfire with dirt or sand  **and water** .



Be careful to watch your trash fire. Check with your local municipality to see if trash fires are allowed.



Change smoke alarm batteries when you change the time in the spring and fall.

Replace smoke alarms after 10 years.

Have a CO detector installed near bedrooms.

Replace CO detectors every 2 years or according to manufacturer recommendations.



Have your chimney cleaned at least once a year to prevent fires and CO poisoning.



Firefighters train and practice drills. Conduct fire drills with your family.



Practice exiting the home. Know 2 ways out of each room.



In smoke, crawl low and fast with one hand against the wall.

Use another escape route if the door is hot.



Crawl backwards down stairs.

If your clothes catch fire:

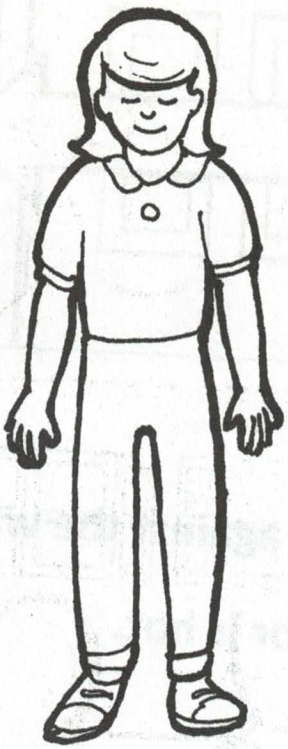

1) STOP

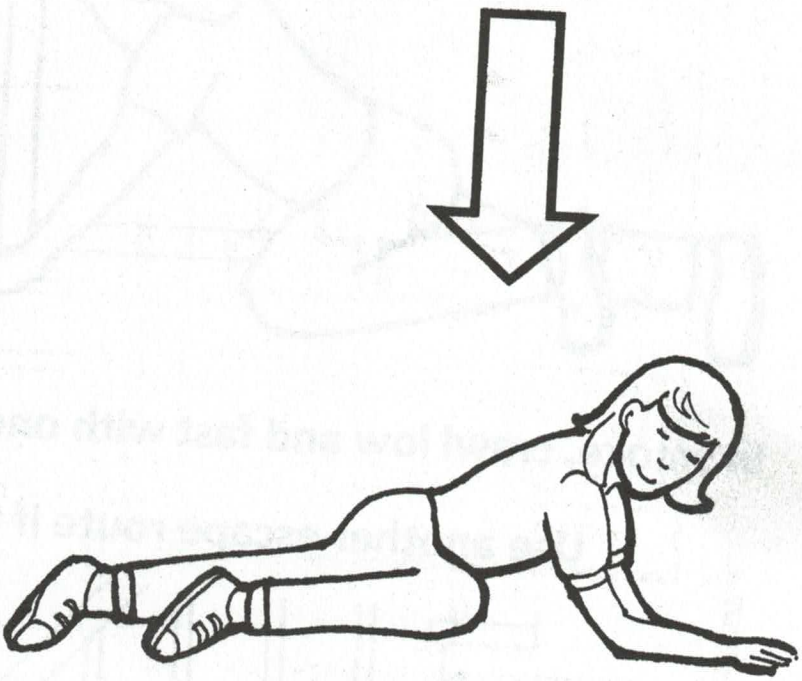

2) DROP

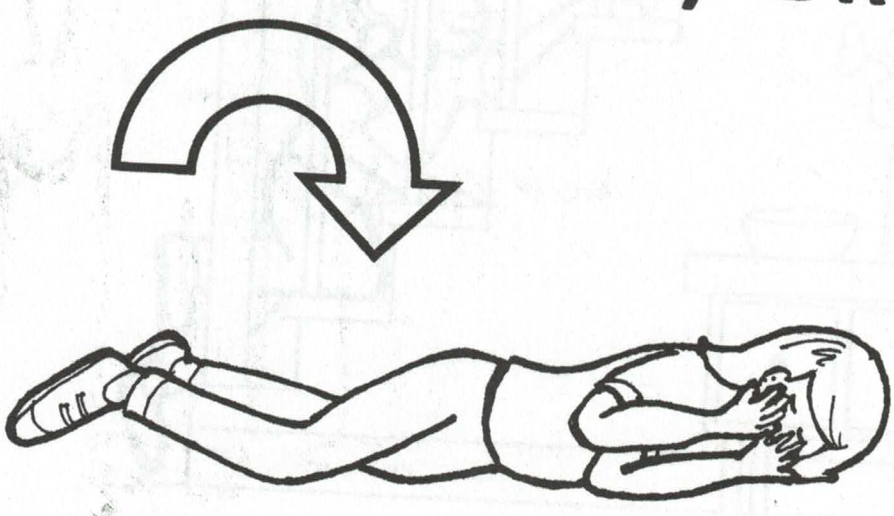

3) Cover your face and ROLL



Get out of the house. Meet your family at a preplanned location. CALL 9-1-1.



If a fire hydrant is near your house, make sure there is a clear path to the street.



"Reflective Address Markers" help firemen find your house.



Truck 39